

Annexure-F-Pre Demerger Shareholding
Pattern- CFPL
(Demerged Co.)

Home

Validate

Import XML

General information about company

Scrip code	519475
NSE Symbol	NA
MSEI Symbol	NA
ISIN	INE975C01011
Name of the company	CHORDIA FOOD PRODUCTS LTD(Pre SHP)
Whether company is SME	No
Class of Security	Equity Shares
Type of report	Capital Restructuring
Quarter Ended / Half year ended/Date of Report (For Prelisting / Allotment)	31-12-2019
Date of allotment / extinguishment (in case Capital Restructuring selected) / Listing Date	
Shareholding pattern filed under	Regulation 31 (1) (c)



Chordia Food Products Ltd.

[Signature]
Director

[Home](#)[Validate](#)

Sr. No.	Particular	Yes/No	Promoter and Promoter Group	Public shareholder	Non Promoter- Non Public
1	Whether the Listed Entity has issued any partly paid up shares?	No	No	No	No
2	Whether the Listed Entity has issued any Convertible Securities ?	No	No	No	No
3	Whether the Listed Entity has issued any Warrants ?	No	No	No	No
4	Whether the Listed Entity has any shares against which depository receipts are issued?	No	No	No	No
5	Whether the Listed Entity has any shares in locked-in?	No	No	No	No
6	Whether any shares held by promoters are pledge or otherwise encumbered?	No	No		
7	Whether company has equity shares with differential voting rights?	No	No	No	No
8	Whether the listed entity has any significant beneficial owner?	No			



Chordia Food Products Ltd.

62
Director

Table I - Summary Statement holding of specified securities

Data will be automatically populated from shareholding pattern sheet - Data Entry Restricted in this sheet

Category of shareholder (I)	Nos. Of shareholders (III)	No. of fully paid up equity shares held (IV)	No. Of Partly paid-up equity shares held (V)	No. Of shares underlying Depository Receipts (VI)	Total nos. shares held (VII) = (IV)+(V)+(VI)	Shareholding as a % of total no. of shares (calculated as per SCRR, 1957) (VIII) As a % of (A+B+C2)	Number of Voting Rights held in each class of securities (IX)			No. Of Shares Underlying Outstanding convertible securities (X)	No. of Shares Underlying Outstanding Warrants (XI)	No. Of Shares Underlying Outstanding convertible securities and No. Of Warrants (X) (a)	Shareholding, as a % assuming full conversion of convertible securities (as a percentage of diluted share capital) (XII)= (VII)+(X) As a % of (A+B+C2)	Number of Locked in shares (XIII)		Number of Shares pledged or otherwise encumbered (XIII)		Number of equity shares held in dematerialized form (XIV)	
							No of Voting (XIV) Rights							Total as a % of (A+B+C)	No. (a)	As a % of total Shares held (b)	No. (a)		As a % of total Shares held (b)
							Class eg: X	Class eg: y	Total										
1) Promoter & Promoter Group	14	2913885			2913885	72.34	2,913,885.00		2913885.00	72.34								2913885	
2) Public	3478	1114367			1114367	27.66	1114367.00		1114367.00	27.66								811115	
3) Non Promoter- Non Public																			
4) Shares underlying DRs																			
5) Shares held by Employee Trusts																			
Total	3492	4028252			4028252	100	4028252.00		4028252.00	100.00								3724980	



Chordia Food Products Ltd.

6
Director

Category & Name of the Shareholders (I)	Nos. Of shareholders (II)	No. of fully paid up shares held (III)	No. Of Partly paid-up equity shares held (IV)	No. Of shares underlying Depository Receipts (V)	Total nos. shares held (VI) = (III)+(IV)+(V)	Shareholding as a % of total no. of shares (calculated as per SCRR, 1957) (VII) As a % of (A+B+C2)	Number of Voting Rights held in each class of securities (X)				No. Of Shares Underlying Outstanding convertible securities (X)	No. of Shares Underlying Outstanding Warrants (XI)	No. Of Shares Underlying Outstanding convertible securities and No. Of Warrants (XII) (a)	Shareholding, as a % assuming full conversion of convertible securities (as a percentage of diluted share capital) (XIII) = (VII)+(X) As a % of (A+B+C2)	Number of Locked in shares (XIV)		Number of Shares pledged or otherwise encumbered (XV)		Number of equity shares held in dematerialized form (XVI)
							No of Voting (XIV) Rights			Total as a % of Total Voting rights					No. (a)	As a % of total Shares held (b)	No. (a)	As a % of total Shares held (b)	
							Class eg: X	Class eg: Y	Total										
Table II - Statement showing shareholding pattern of the Promoter or Promoter Group																			
Indian																			
a) Individuals/Hindu undivided Family	13	2912916			2912916	72.31	2912916.00			2912916	72.31								2912896
b) Central Government/ State Government(s)																			
c) Financial Institutions/ Banks																			
d) Any Other (specify)	1	969			969	0.02	969.00			969	0.02								969
Sub-Total (A)(1)	14	2913885			2913885	72.34	2913885.00			2913885	72.34								2913865
Foreign																			
a) Individuals (Nonresident individuals/ Foreign Individuals)																			
b) Government Institutions																			
c) Foreign Portfolio Investors																			
d) Any Other (specify)																			
Sub-Total (A)(2)																			
Total Shareholding of Promoter and Promoter Group (A)=(A)(1)+(A)(2)	14	2913885			2913885	72.34	2913885.00			2913885	72.34								2913865
Details of Shares which remain unclaimed for Promoter & Promoter Group																			

Table III - Statement showing shareholding pattern of the Public shareholder																			
Note: Kindly show details of shareholders having more than one percentage of total no of shares. Please refer software manual.																			
Institutions	Nos. Of shareholders	No. of shares held	Shareholding as a %	Number of Voting Rights held in each class of securities (X)				No. Of Shares Underlying Outstanding convertible securities (X)	No. of Shares Underlying Outstanding Warrants (XI)	No. Of Shares Underlying Outstanding convertible securities and No. Of Warrants (XII) (a)	Shareholding, as a % assuming full conversion of convertible securities (as a percentage of diluted share capital) (XIII) = (VII)+(X) As a % of (A+B+C2)	Number of Locked in shares (XIV)		Number of Shares pledged or otherwise encumbered (XV)		Number of equity shares held in dematerialized form (XVI)			
				Class eg: X	Class eg: Y	Total	Total as a % of Total Voting rights					No. (a)	As a % of total Shares held (b)	No. (a)	As a % of total Shares held (b)				
1] Mutual Funds																			
a) Venture Capital Funds																			
b) Alternate Investment Funds																			
c) Foreign Venture Capital Investors																			
d) Foreign Portfolio Investors																			
e) Financial Institutions/ Banks	1	11	11	0.00	11	0.00	11	0.00			0.00								11
f) Insurance Companies																			
g) Provident Funds/ Pension Funds																			
h) Any Other (specify)																			
Sub-Total (B)(1)	1	11	11	0.00	11	0.00	11	0.00			0.00								11
2] Central Government/ State Government(s)/ President of India																			
Sub-Total (B)(2)																			
Non-institutions																			
a) Individuals - Individual shareholders holding nominal share capital up to Rs. 2 lakhs	3368	821998	821998	20.41	821998	20.41	821998	20.41			20.41								522546
b) Individuals - Individual shareholders holding nominal share capital in excess of Rs. 2 lakhs	3	198582	198582	4.93	198582	4.93	198582	4.93			4.93								198582
c) NBFCs registered with RBI																			
d) Employee Trusts																			
e) Overseas Depositories (holding DIB) (balancing figure)																			
f) Any Other (specify)	106	93776	93776	2.33	93776	2.33	93776	2.33			2.33								89976
Sub-Total (B)(3)	3477	1114356	1114356	27.66	1114356	27.66	1114356	27.66			27.66								811104
Total Public Shareholding (B)=(B)(1)+(B)(2)+(B)(3)	3478	1114367	1114367	27.66	1114367	27.66	1114367	27.66			27.66								811115
Details of the shareholders acting as persons in Consents for Public																			
Details of Shares which remain unclaimed for Public																			

Table IV - Statement showing shareholding pattern of the Non Promoter - Non Public shareholder																			
Category/DR Holder - Name of DR Holders (I) (specify)	Nos. Of shareholders	No. of shares held	Shareholding as a %	Number of Voting Rights held in each class of securities (X)				No. Of Shares Underlying Outstanding convertible securities (X)	No. of Shares Underlying Outstanding Warrants (XI)	No. Of Shares Underlying Outstanding convertible securities and No. Of Warrants (XII) (a)	Shareholding, as a % assuming full conversion of convertible securities (as a percentage of diluted share capital) (XIII) = (VII)+(X) As a % of (A+B+C2)	Number of Locked in shares (XIV)		Number of Shares pledged or otherwise encumbered (XV)		Number of equity shares held in dematerialized form (XVI)			
				Class eg: X	Class eg: Y	Total	Total as a % of Total Voting rights					No. (a)	As a % of total Shares held (b)	No. (a)	As a % of total Shares held (b)				
Total Non Promoter - Non Public Shareholding (C): (C)(1)+(C)(2)																			
Total (A+B+C2)	3492	4028252	4028252	100.00	4028252	100.00	4028252	100.00			100.00								3724980
Total (A+B+C)	3492	4028252	4028252	100.00	4028252	100.00	4028252	100.00			100.00								3724980
Disclosure of notes on shareholding pattern																			
Disclosure of notes in case of promoter holding in dematerialised form is less than 100 percentage																			

Chordia Food Products Ltd.

6/2
Director



Annexure - F - 12e - Demerger - Shareholding
Pattern - AFL
(Resulting Co.)

Home

Validate

Import XML

General information about company

Scrip code	
NSE Symbol	
MSEI Symbol	
ISIN	INE09BN01011
Name of the company	AVEER FOODS LTD- [PRE DE-MERGER SHP]
Whether company is SME	No
Class of Security	Equity Shares
Type of report	Capital Restructuring
Quarter Ended / Half year ended / Date of Report (For Prelisting / Allotment)	31-12-2019
Date of allotment / extinguishment (in case Capital Restructuring selected) / Listing Date	
Shareholding pattern filed under	Regulation 31 (1) (c)



for AVEER FOODS LIMITED

R. S. D. S.

DIRECTOR

Annexure I - Summary Statement holding of specified securities

Note: Data will be automatically populated from shareholding pattern sheet - Data Entry Restricted in this sheet

Category of shareholder (I)	Nos. Of shareholders (II)	No. of fully paid up equity shares held (IV)	No. Of Partly paid-up equity shares held (V)	No. Of shares underlying Depository Receipts (VI)	Total nos. shares held (VII) = (IV) + (V) + (VI)	Shareholding as a % of total no. of shares (calculated as per SCRR, 1957) (VII) As a % of (A+B+C2)	Number of Voting Rights held in each class of securities (X)				No. Of Shares Underlying Outstanding convertible securities (X)	No. of Shares Underlying Outstanding Warrants (XI)	No. Of Shares Underlying Outstanding convertible securities and No. Of Warrants (XI) (a)	Shareholding, as a % assuming full conversion of convertible securities (as a percentage of diluted share capital) (XI) = (VII) + (X) As a % of (A+B+C2)	Number of Locked in shares (XII)		Number of Shares pledged or otherwise encumbered (XIII)		Number of equity shares held in dematerialized form (XIV)
							No of Voting (XIV) Rights			Total as a % of (A+B+C)					No. (a)	As a % of total Shares held (b)	No. (a)	As a % of total Shares held (b)	
							Class eg: X	Class eg: Y	Total										
(A) Promoter & Promoter Group	8	10000				100.00	10000.00		10000.00	100.00	0		0	100.00					10000
(B) Public																			
(C) Non Promoter- Non Public																			
(C1) Shares underlying DRs																			
(C2) Shares held by Employee Trusts																			
Total	8	10000				100	10000.00		10000.00	100.00	0		0	100					10000



For AVEER FOODS LIMITED
R. P. D. D. D.
 DIRECTOR

Category & Name of the Shareholders (I)	Nos. Of shareholders (III)	No. of fully paid up equity shares held (IV)	No. Of Partly paid-up equity shares held (V)	No. Of Shares underlying Depository receipts (VI)	Total nos. shares held (VII) = (IV)+(V)+(VI)	Shareholding as a % of total no. of shares (calculated as per SCRR, 1957) (VIII) As a % of (A+B+C2)	Number of Voting Rights held in each class of securities (IX)			No. Of Shares Underlying Outstanding convertible securities (X)	No. of Shares Underlying Outstanding Warrants (XI)	No. Of Shares Underlying Outstanding convertible securities and No. Of Warrants (XII) (a)	Shareholding, as a % assuming full conversion of convertible securities (as a percentage of diluted share capital) (XII) - (VII)+(X) As a % of (A+B+C2)	Number of Locked in shares (XIII)		Number of Shares pledged or otherwise encumbered (XIV)		Number of equity shares held in dematerialized form (XV)	
							No of Voting (XIV) Rights							Total as a % of Total Voting rights	No. (a)	As a % of total Shares held (b)	No. (a)		As a % of total Shares held (b)
							Class eg: X	Class eg: Y	Total										
Table II - Statement showing shareholding pattern of the Promoter and Promoter Group																			
1) Indian																			
a) Individuals/Hindu Undivided Family	7	70			70	0.70	70.00		70	0.70	0		0	0.70				70	
b) Central Government/ State Government(s)																			
c) Financial Institutions/ Banks																			
d) Any Other (specify)	1	9930			9930	99.30	9930.00		9930	99.30	0		0	99.30				9930	
Sub-Total (A)(1)	8	10000			10000	100.00	10000.00		10000	100.00	0		0	100.00				10000	
2) Foreign																			
a) Individuals (Nonresident Individuals/ Foreign Individuals)																			
b) Government(s)																			
c) Institutions																			
d) Foreign Portfolio Investor																			
e) Any Other (specify)																			
Sub-Total (A)(2)																			
Total Shareholding of Promoter and Promoter Group (A)-(A)(1)-(A)(2)	8	10000			10000	100.00	10000.00		10000	100.00	0		0	100.00				10000	
Details of Shares which remain unclaimed for Promoter & Promoter Group																			

Table III - Statement showing shareholding pattern of the Public shareholder																		
Note: Kindly show details of shareholders having more than 1% shareholding of total no. of shares. Please refer software manual.																		
1) Institutions																		
a) Mutual Funds																		
b) Venture Capital Funds																		
c) Alternate Investment Funds																		
d) Foreign Venture Capital Investors																		
e) Foreign Portfolio Investors																		
f) Financial Institutions/ Banks																		
g) Insurance Companies																		
h) Provident Funds/ Pension Funds																		
i) Any Other (specify)																		
Sub-Total (B)(1)																		
2) Central Government/ State Government(s)/ President of India																		
Sub-Total (B)(2)																		
3) Non-Institutions																		
a) Individuals - Individual shareholders holding nominal share capital up to Rs. 2 lakhs																		
b) Individuals - Individual shareholders holding nominal share capital in excess of Rs. 2 lakhs																		
c) NRFCs registered with RBI																		
d) Employee Trusts																		
e) Overseas Depositories (holding DHS) (Balance figure)																		
f) Any Other (specify)																		
Sub-Total (B)(3)																		
Total Public Shareholding (B)-(B)(1)-(B)(2)-(B)(3)																		
Details of the shareholders acting as persons in Control for Public																		
Details of Shares which remain unclaimed for Public																		

Table IV - Statement showing shareholding pattern of the Non Promoter- Non Public shareholder																		
a) Custodian/DR Holder - Name of DR holder, (if Available)																		
b) Employee Benefit Trust (under SEBI ICFR based Employee Benefit Schemes, 2014)																		
Total Non-Promoter- Non Public Shareholding (C)-(C)(1)-(C)(2)																		
Total (A+B+C)	8	10000			10000	100.00	10000.00		10000	100.00	0		0	100.00				10000
Total (A+B+C)	8	10000			10000	100.00	10000.00		10000	100.00	0		0	100.00				10000

Disclosure of notes on shareholding pattern

Disclosure of notes in case of promoter holding in dematerialized form is less than 100 percentage

For AVEER FOODS LIMITED
Roshia
DIRECTOR



Annexure - F - Post Demerger Shareholding
Pattern - CFPL
(Demerged Co.)


Home

Validate

Import XML

General information about company

Scrip code	519475
NSE Symbol	NA
MSEI Symbol	NA
ISIN	INE975C01011
Name of the company	CHORDIA FOOD PRODUCTS LTD[Post SHP]
Whether company is SME	No
Class of Security	Equity Shares
Type of report	Capital Restructuring
Quarter Ended / Half year ended/Date of Report (For Prelisting / Allotment)	31-12-2019
Date of allotment / extinguishment (in case Capital Restructuring selected) / Listing Date	
Shareholding pattern filed under	Regulation 31 (1) (c)



Chordia Food Products Ltd.

6 
Director

[Home](#)[Validate](#)

Sr. No.	Particular	Yes/No	Promoter and Promoter Group	Public shareholder	Non Promoter- Non Public
1	Whether the Listed Entity has issued any partly paid up shares?	No	No	No	No
2	Whether the Listed Entity has issued any Convertible Securities ?	No	No	No	No
3	Whether the Listed Entity has issued any Warrants ?	No	No	No	No
4	Whether the Listed Entity has any shares against which depository receipts are issued?	No	No	No	No
5	Whether the Listed Entity has any shares in locked-in?	No	No	No	No
6	Whether any shares held by promoters are pledge or otherwise encumbered?	No	No		
7	Whether company has equity shares with differential voting rights?	No	No	No	No
8	Whether the listed entity has any significant beneficial owner?	No			




Chordia Food Products Ltd.

6/2/20
Director

Table 1 - Summary Statement holding of specified securities

Note: Data will be automatically populated from shareholding pattern sheet - Data Entry Restricted in this sheet

Category (I)	Category of shareholder (II)	Nos. Of shareholders (III)	No. of fully paid up equity shares held (IV)	No. Of Partly paid-up equity shares held (V)	No. Of shares underlying Depository Receipts (VI)	Total nos. shares held (VII) = (IV)+(V)+ (VI)	Shareholding as a % of total no. of shares (calculated as per SCRR, 1957) (VIII) As a % of (A+B+C2)	Number of Voting Rights held in each class of securities (IX)				No. Of Shares Underlying Outstanding convertible securities (X)	No. of Shares Underlying Outstanding Warrants (XI)	No. Of Shares Underlying Outstanding convertible securities and No. Of Warrants (XI) (a)	Shareholding, as a % assuming full conversion of convertible securities (as a percentage of diluted share capital) (XI)+(X) As a % of (A+B+C2)	Number of Locked in shares (XII)		Number of Shares pledged or otherwise encumbered (XIII)		Number of equity shares held in dematerialized form (XIV)
								No of Voting (XV) Rights			Total as a % of (A+B+C)					No. (a)	As a % of total Shares held (b)	No. (a)	As a % of total Shares held (b)	
								Class #E: X	Class #E-Y	Total										
(A)	Promoter & Promoter Group	14	2913885			2913885	72.34	2,913,885.00		2913885.00	72.34			72.34					2913885	
(B)	Public	3478	1114367			1114367	27.66	1114367.00		1114367.00	27.66			27.66					811135	
(C)	Non Promoter- Non Public																			
(C1)	Shares underlying DRs																			
(C2)	Shares held by Employee Trusts																			
	Total	3492	4028252			4028252	100	4028252.00		4028252.00	100.00			100					3724980	



Chordia Food Products Ltd.

6 Director

Table II - Statement showing shareholding pattern of the Promoter and Promoter Group

Category & Name of the Shareholders (I)	Nos. Of shareholders (II)	No. of fully paid up equity shares held (IV)	No. Of Partly paid-up equity shares held (V)	No. of shares underlying Depository Receipts (VI)	Total nos. shares held (VII) = (IV)+(V)+(VI)	Shareholding as a % of total no. of shares (calculated as per SCRR, 1957) (VIII) As a % of (A+B+C)	Number of Voting Rights held in each class of securities (X)				No. of Shares Underlying Outstanding convertible securities (XI)	No. of Shares Underlying Outstanding Warrants (XII)	No. of Shares Underlying Outstanding convertible securities and No. of Warrants (XII) (a)	Shareholding, as a % assuming full conversion of convertible securities (as a percentage of diluted share capital) (XII) = (VII)+(XI) As a % of (A+B+C)	Number of Locked in shares (XIII)		Number of Shares pledged or otherwise encumbered (XIII)		Number of equity shares held in dematerialized form (XIV)
							No of Voting (XIV) Rights			Total as a % of Total Voting rights					No. (a)	As a % of total Shares held (b)	No. (a)	As a % of total Shares held (b)	
							Class 'e' X	Class egypt	Total										
India																			
Individuals/Hindu Undivided Family																			
Central Government/State Government(s)		13	2912916		2912916	72.31	2912916.00		2912916	72.31									2912894
Financial Institutions/Banks					969	0.02	969.00		969	0.02									969
Any Other Specifics		1	969																
Sub-Total (A)(1)		14	2913885		2913885	72.34	2913885.00		2913885	72.34									969
Foreign																			
Individuals (Non-Resident Individuals/ Foreign Individuals)																			
Government(s)																			
Financial Institutions/Banks																			
Foreign Portfolio Investor																			
Any Other Specifics																			
Sub-Total (A)(2)																			
Total Shareholding of Promoter and Promoter Group (A)=(A)(1)+(A)(2)		14	2913885		2913885	72.34	2913885.00		2913885	72.34									969
Details of Shares which remain unclaimed for Promoter & Promoter Group																			2913865

Table III - Statement showing shareholding pattern of the Public shareholder

Note: Kindly show details of shareholders having more than one percentage of total no. of shares. Please refer software manual.


Category & Name of the Shareholders (I)	Nos. Of shareholders (II)	No. of fully paid up equity shares held (IV)	No. Of Partly paid-up equity shares held (V)	No. of shares underlying Depository Receipts (VI)	Total nos. shares held (VII) = (IV)+(V)+(VI)	Shareholding as a % of total no. of shares (calculated as per SCRR, 1957) (VIII) As a % of (A+B+C)	Number of Voting Rights held in each class of securities (X)				No. of Shares Underlying Outstanding convertible securities (XI)	No. of Shares Underlying Outstanding Warrants (XII)	No. of Shares Underlying Outstanding convertible securities and No. of Warrants (XII) (a)	Shareholding, as a % assuming full conversion of convertible securities (as a percentage of diluted share capital) (XII) = (VII)+(XI) As a % of (A+B+C)	Number of Locked in shares (XIII)		Number of Shares pledged or otherwise encumbered (XIII)		Number of equity shares held in dematerialized form (XIV)
							No of Voting (XIV) Rights			Total as a % of Total Voting rights					No. (a)	As a % of total Shares held (b)	No. (a)	As a % of total Shares held (b)	
							Class 'e' X	Class egypt	Total										
Institutions																			
Mutual Funds																			
Venture Capital Funds																			
Alkate Investment Funds																			
Foreign Venture Capital Investors																			
Foreign Portfolio Investors																			
Financial Institutions/Banks		1	11		11	0.00		11	0.00										11
Insurance Companies																			
Provident Funds/ Pension Funds																			
Any Other Specifics																			
Sub-Total (B)(1)		1	11		11	0.00	11.00		11	0.00									11
Central Government/State Government(s)/ President of India																			
Sub-Total (B)(2)																			
Non-Institutions																			
Individuals																			
Individual shareholders holding nominal share capital up to Rs. 2 lakhs																			
Individuals		3368	821998		821998	20.41	821998		821998	20.41									522546
Individual shareholders holding nominal share capital in excess of Rs. 2 lakhs																			
Individuals		3	198582		198582	4.93	198582		198582	4.93									198582
Employee Trusts																			
Overseas Depositories (holding DEMI balances)																			
Any Other Specifics		106	93776		93776	2.33	93776		93776	2.33									89976
Sub-Total (B)(3)		3477	1114356		1114356	27.66	1114356.00		1114356	27.66									89976
Total Public Shareholding (B)=(B)(1)+(B)(2)+(B)(3)		3478	1114367		1114367	27.66	1114367.00		1114367	27.66									811115
Details of the shareholders acting as persons in Concert for Public																			3724980
Details of Shares which remain unclaimed for Public																			3724980

Table IV - Statement showing shareholding pattern of the Non Promoter- Non Public shareholder

Category & Name of the Shareholders (I)	Nos. Of shareholders (II)	No. of fully paid up equity shares held (IV)	No. Of Partly paid-up equity shares held (V)	No. of shares underlying Depository Receipts (VI)	Total nos. shares held (VII) = (IV)+(V)+(VI)	Shareholding as a % of total no. of shares (calculated as per SCRR, 1957) (VIII) As a % of (A+B+C)	Number of Voting Rights held in each class of securities (X)				No. of Shares Underlying Outstanding convertible securities (XI)	No. of Shares Underlying Outstanding Warrants (XII)	No. of Shares Underlying Outstanding convertible securities and No. of Warrants (XII) (a)	Shareholding, as a % assuming full conversion of convertible securities (as a percentage of diluted share capital) (XII) = (VII)+(XI) As a % of (A+B+C)	Number of Locked in shares (XIII)		Number of Shares pledged or otherwise encumbered (XIII)		Number of equity shares held in dematerialized form (XIV)
Total Non-Promoter- Non Public Shareholding (C) = (C)(1)+(C)(2)																			
Total (A+B+C)		3492	4028252		4028252	100.00	4028252.00		4028252	100.00				100.00					3724980
Total (A+B+C)		3492	4028252		4028252	100.00	4028252.00		4028252	100.00				100.00					3724980

Disclosure of notes on shareholding pattern

Disclosure of notes in case of promoter holding in dematerialised form is less than 100 percentage

Chordia Food Products Ltd. 

62 Director

Annexure-F- Post Demerger
Shareholding Pattern-AFL
(Resulting Co.)

Home

Validate

Import XML

General information about company

Scrip code	
NSE Symbol	NA
MSEI Symbol	NA
ISIN	INE09BN01011
Name of the company	AVEER FOODS LTD [Post Demerger SHP]
Whether company is SME	No
Class of Security	Equity Shares
Type of report	Capital Restructuring
Quarter Ended / Half year ended / Date of Report (For Prelisting / Allotment)	31-12-2019
Date of allotment / extinguishment (in case Capital Restructuring selected) / Listing Date	
Shareholding pattern filed under	Regulation 31 (1) (c)



For AVEER FOODS LIMITED

Roshia

DIRECTOR

Table 1 - Summary Statement holding of specified securities

Note : Data will be automatically populated from shareholding pattern sheet - Data Entry Restricted in this sheet

Category (I)	Category of shareholder (II)	Nos. Of shareholders (III)	No. of fully paid up equity shares held (IV)	No. Of Partly paid-up equity shares held (V)	No. Of shares underlying Depository Receipts (VI)	Total nos. shares held (VII) = (IV)+(V)+(VI)	Shareholding as a % of total no. of shares (calculated as per SCRR, 1957) (VIII) As a % of (A+B+C2)	Number of Voting Rightsheld in each class of securities (IX)				No. Of Shares Underlying Outstanding convertible securities (X)	No. of Shares Underlying Outstanding Warrants (XI)	No. Of Shares Underlying Outstanding convertible securities and No. Of Warrants (XI) (a)	Shareholding, as a % assuming full conversion of convertible securities (as a percentage of diluted share capital) (XII) = (VII)+(X) As a % of (A+B+C2)	Number of Locked in shares (XII)		Number of Shares pledged or otherwise encumbered (XIII)		Number of equity shares held in dematerialized form (XIV)
								No of Voting (XIV) Rights			Total as a % of (A+B+C)					No. (a)	As a % of total Shares held (b)	No. (a)	As a % of total Shares held (b)	
								Class eg: X	Class eg: Y	Total										
(A)	Promoter & Promoter Group	14	2913885			2913885	72.34	2,913,885.00						72.34						2913885
(B)	Public	3478	1114367			1114367	27.66	1114367.00						27.66						811115
(C)	Non Promoter- Non Public																			
(C1)	Shares underlying DRs																			
(C2)	Shares held by Employee Trusts																			
	Total	3492	4028252			4028252	100	4028252.00						100						3724980



For AVEER FOODS LIMITED

Aadia

DIRECTOR

Sr.	Category & Name of the Shareholders (I)	Nos. Of shareholders (II)	No. of fully paid up equity shares held (IV)	No. Of Partly paid-up equity shares held (V)	No. Of shares underlying Depository Receipts (VI)	Total nos. shares held (VII) = (IV)+(V)+(VI)	Shareholding as a % of total no. of shares (calculated as per SCRR, 1957) (III) As a % of (A+B+C2)	Number of Voting Rights held in each class of securities(X)			No. Of Shares Underlying Outstanding convertible securities (XI)	No. of Shares Underlying Outstanding Warrants (X)	No. Of Shares Underlying Outstanding convertible securities and No. Of Warrants (X) (a)	Shareholding, as a % assuming full conversion of convertible securities (as a percentage of diluted share capital) (XII) (b) As a % of (A+B+C2)	Number of Locked in shares (XIII)		Number of Shares pledged or otherwise encumbered (XIV)		Number of equity shares held in dematerialised form (XV)	
								No of Voting (DVR) Rights							Total as a % of Total Voting rights	No. (a)	As a % of total Shares held (b)	No. (a)		As a % of total Shares held (b)
								Class X	Class Y	Total										
A. Table II - Statement showing shareholding pattern of the Promoter and Promoter Group																				
(1) Indian																				
(a)	Individuals (Other than specified Family)	13	2912916			2912916	72.31	2912916.00		2912916	72.31								2912916	
(b)	Central Government/State Government(s)																			
(c)	Financial Institutions/Banks																			
(d)	Any Other Investor(s)	1	969			969	0.02	969.00		969	0.02								969	
	Sub-Total (A)(1)	14	2913885			2913885	72.34	2913885.00		2913885	72.34								2913885	
(2) Foreign																				
(a)	Individuals (Other than specified family, individuals)																			
(b)	Government(s)																			
(c)	Institutions																			
(d)	Foreign Portfolio Investor(s)																			
(e)	Any Other Investor(s)																			
	Sub-Total (A)(2)																			
	Total Shareholding of Promoter and Promoter Group (A)=(A)(1)+(A)(2)	14	2913885			2913885	72.34	2913885.00		2913885	72.34								2913885	
Details of Shares which remain unclaimed for Promoter & Promoter Group																				
B. Table III - Statement showing shareholding pattern of the Public shareholder																				
Note: Kindly show details of shareholders having more than one percentage of total no. of shares. Please refer software manual.																				
(1) Institutions																				
(a)	Mutual Funds																			
(b)	Venture Capital Funds																			
(c)	Alternative Investment Funds																			
(d)	Foreign Venture Capital Investors																			
(e)	Foreign Portfolio Investor(s)																			
(f)	Financial Institutions/Banks	1	11			11	0.00	11.00		11	0.00								11	
(g)	Insurance Companies																			
(h)	Pension Funds/Pension Funds																			
(i)	Any Other Investor(s)																			
	Sub-Total (B)(1)	1	11			11	0.00	11.00		11	0.00								11	
(2) Non-Institutions																				
(a)(i)	Individuals - Institutional shareholders holding nominal share certificates up to Rs. 2 lakhs.	3368	821998			821998	20.41	821998.00		821998	20.41								821998	
(a)(ii)	Individuals - Individual shareholders holding nominal share certificates in excess of Rs. 2 lakhs.	3	198582			198582	4.93	198582.00		198582	4.93								198582	
(b)	NBFCs registered with RBI																			
(c)	Employee Trusts																			
(d)	Overseas Depositories through (NID) Shareholding Pattern																			
(e)	Any Other Investor(s)	106	93776			93776	2.33	93776.00		93776	2.33								93776	
	Sub-Total (B)(2)	3477	1114367			1114367	27.66	1114367.00		1114367	27.66								1114367	
	Total Public Shareholding (B)=(B)(1)+(B)(2)	3478	1114367			1114367	27.66	1114367.00		1114367	27.66								1114367	
Details of the shareholders existing as per return in Form 3 for Public																				
Details of Shares which remain unclaimed for Public																				
C. Table IV - Statement showing shareholding pattern of the Non-Promoter, Non-Public shareholder																				
(1)	Subsidiary/Wholly Owned/Partly Owned/Associate/Other Bodies																			
(2)	Other Bodies																			
	Total Non-Promoter, Non-Public Shareholding (C)=(C)(1)+(C)(2)																			
	Total (A+B+C)	3492	4028252			4028252	100.00	4028252.00		4028252	100.00								3724980	
Disclosure of notes or shareholding pattern <input type="button" value="Add Notes"/>																				
Disclosure of notes in case of promoter holding in dematerialised form is less than 100 percentage <input type="button" value="Add Notes"/>																				
Disclosure of notes in case of public share holding is less than 25 percentage <input type="button" value="Add Notes"/>																				
Disclosure of notes on shareholding pattern for compare remarks explanatory <input type="button" value="Add Notes"/>																				



For AVEER FOODS I

Boolia

DIRECTOR